

# Homelessness in the Northern Territory



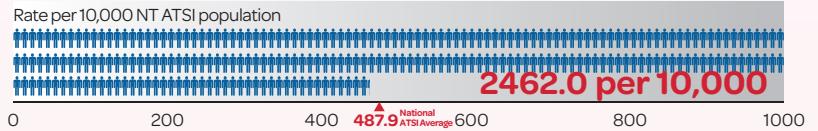
**15,479**

Most of the 15,479 homeless in the NT are of Aboriginal and Torres Strait Islander descent.

## Homelessness in the NT - Rate per 10,000 population




## Aboriginal and Torres Strait Islander homelessness in the NT



## How old are they?

AS POPULATIONS AND PERCENTAGES



|          | NUMBER | %    |
|----------|--------|------|
| Over 75  | 189    | 1.2  |
| 65-74    | 389    | 2.5  |
| 55-64    | 845    | 5.5  |
| 45-54    | 1380   | 8.9  |
| 35-44    | 1940   | 12.5 |
| 25-34    | 2606   | 16.8 |
| 19-24    | 1947   | 12.6 |
| 12-18    | 2000   | 12.9 |
| Under 12 | 4183   | 27   |

## Why are they homeless?

AS PERCENTAGES

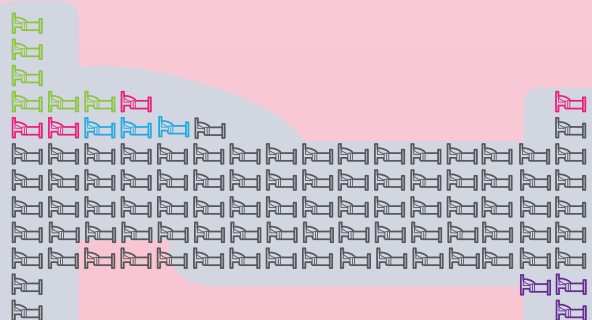


|   |    |
|---|----|
| Financial difficulties<br>housing stress, unemployment  | 16 |
| Accommodation issues<br>housing crisis, inadequate or inappropriate dwellings                             | 20 |
| Domestic violence and relationship issues<br>time out from family, family breakdown, violence and assault | 44 |
| Health reasons<br>mental health issues, substance abuse issues  | 4  |
| Other<br>transition from care/custody, lack of support, discrimination                                    | 16 |

## Where do they stay?

AS PERCENTAGES

|  | AS PERCENTAGES | National Average |
|--|----------------|------------------|
| Rough sleeping                           | 6              | 6                |
| Supported Accommodation for the homeless | 4              | 20               |
| Boarding Houses                          | 3              | 17               |
| Overcrowded dwellings                    | 85             | 39               |
| Staying with other households            | 3              | 17               |
| Other temporary accommodation            | 0              | 1                |



## Who are they?

AS POPULATIONS

Sleeping out: male 493 female 345



Overcrowded dwellings: male 6,356 female 6,817



Females in the NT are more likely than males to be homeless (70 in 1000 males and 76 in 1000 females).

### REFERENCES

Australian Bureau of Statistics, *Census of Population and Housing: Estimating Homelessness, 2012*  
 Australian Institute of Health and Welfare, *Specialist Homelessness Services 2012-13, 2013*



### Homelessness Australia

Unit 2, 15 Hall St, Lyneham, ACT, 2602  
[www.homelessnessaustralia.org.au](http://www.homelessnessaustralia.org.au)

Facebook: Homelessness Australia

Twitter: @HomelessnessAus