



# Homelessness in the Australian Capital Territory



**1,758**

Homelessness in the ACT - Rate per 10,000 population



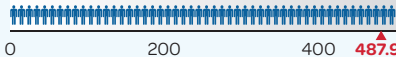
**50.0 per 10,000**



There are 1,758 people experiencing homelessness in the ACT

Aboriginal and Torres Strait Islander homelessness in the ACT


Rate per 10,000 ACT ATSI population



**501.0 per 10,000**

## How old are they?

AS POPULATIONS AND PERCENTAGES



	NUMBER	%
Over 75	20	0.9
65-74	40	2.5
55-64	112	6.6
45-54	226	12.5
35-44	314	17.5
25-34	319	18
19-24	255	14.1
12-18	211	11.8
Under 12	289	16.2

## Why are they homeless?

AS PERCENTAGES

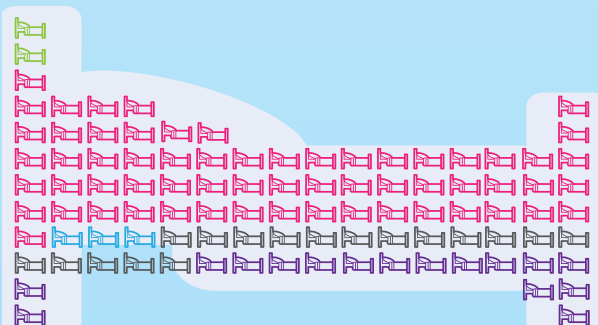


<b>Financial difficulties</b> housing stress, unemployment	17
<b>Accommodation issues</b> housing crisis, inadequate or inappropriate dwellings	37
<b>Domestic violence and relationship issues</b> time out from family, family breakdown, violence and assault	29
<b>Health reasons</b> mental health issues, substance abuse issues	5
<b>Other</b> transition from care/custody, lack of support, discrimination	13

## Where do they stay?

AS PERCENTAGES  
National Average

Rough sleeping	2	6
Supported accommodation for the homeless	62	20
Boarding houses	3	17
Severely overcrowded dwellings	16	39
Staying with other households	18	17
Other temporary accommodation	0	1



## Who are they?

AS POPULATIONS

**Sleeping out:** male 22 female 9



**Staying with others:** male 153 female 162



**Overcrowded dwellings:** male 138 female 139



### REFERENCES

Australian Bureau of Statistics, *Census of Population and Housing: Estimating Homelessness, 2012*  
 Australian Institute of Health and Welfare, *Specialist Homelessness Services 2012-13, 2013*



**Homelessness Australia**

Unit 2, 15 Hall St, Lyneham, ACT, 2602

[www.homelessnessaustralia.org.au](http://www.homelessnessaustralia.org.au)

Homelessness Australia

@HomelessnessAus